

► **Description**

Exposed, Battery Powered, Sensor Operated G2[®] Model Urinal Flushometer.

► **Flush Cycle**

- Model 8180-1.0 Low Consumption (1.0 gpf/3.8 Lpf)
- Model 8180-1.5 Water Saver (1.5 gpf/5.7 Lpf)
- Model 8180 Conventional (3.5 gpf/13.2 Lpf)

► **Specifications**

Quiet, Exposed, Diaphragm Type, Chrome Plated Urinal Flushometer for either left or right hand supply with the following features:

- PERMEX[®] Synthetic Rubber Diaphragm with Dual Filtered Fixed Bypass
- Flex Tube Diaphragm designed for improved life and reduced maintenance
- ADA Compliant OPTIMA *Plus*[®] Battery Powered Infrared Sensor for automatic "No Hands" operation
- Infrared Sensor with Multiple-focused, Lobular Sensing Fields for high and low target detection
- Latching Solenoid Operator
- Engineered Metal Cover with replaceable Lens Window
- Courtesy Flush[®] Override Button
- Four (4) Size AA alkaline Batteries included: Duracell[®] with DURALOCK Power Preserve Technology™ - guaranteed for up to 10 years in storage
- "Low Battery" Flashing LED
- Infrared Sensor Range Adjustment Screw
- Initial Set-up Range Indicator Light (first 10 minutes)
- 1" I.P.S. Screwdriver Bak-Chek[®] Angle Stop
- Free Spinning, Vandal Resistant Stop Cap
- Adjustable Tailpiece
- High Back Pressure Vacuum Breaker Flush Connection with One-piece Bottom Hex Coupling Nut
- Spud Coupling and Flange for 1¼" Top Spud
- Sweat Solder Adapter with Cover Tube and Cast Set Screw Wall Flange
- High Copper, Low Zinc Brass Castings for Dezincification Resistance
- Fixed Metering Bypass and No External Volume Adjustment to Ensure Water Conservation
- Flush Accuracy Controlled by CID Technology
- Diaphragm, Stop Seat and Vacuum Breaker to be molded from PERMEX[®] Rubber Compound for Chloramine resistance
- 100% of the energy used in manufacturing is offset with Renewable Energy Sources – Wind Energy

Valve Body, Tailpiece and Control Stop shall be in conformance with ASTM Alloy Classification for Semi-Red Brass. Valve shall be in compliance with the applicable sections of ASSE 1037, ANSI/ASME A112.19.2. Installation conforms to ADA requirements.

► **Special Finishes**

- PB** Polished Brass (PVD Finish)
- BN** Brushed Nickel (PVD Finish)
- SF** Satin Chrome

See Accessories Section and OPTIMA Accessories Section of the Sloan catalog for details on these and other OPTIMA *Plus*[®] Flushometer variations.



► **ADA Compliant**

► **Automatic**

Sloan G2 Optima *Plus*[®] Flushometers activate via multi-lobular sensor detection to provide the ultimate in sanitary protection and automatic operation. A battery powered infrared sensor sets the flushing mechanism after the user is detected and completes the flush when the user steps away.

► **Functional & Hygienic**

Touchless, sensor operation eliminates the need for user contact to help control the spread of infectious diseases. The G2 Optima *Plus* Flushometer is provided with an Override Button to allow a "courtesy flush" for individual user comfort.

► **Economical**

Sloan installed batteries speed installation and provide years of metered flushing to control the use of water and energy. Batteries can be changed without turning off the water.

► **Warranty**

3 year (limited)



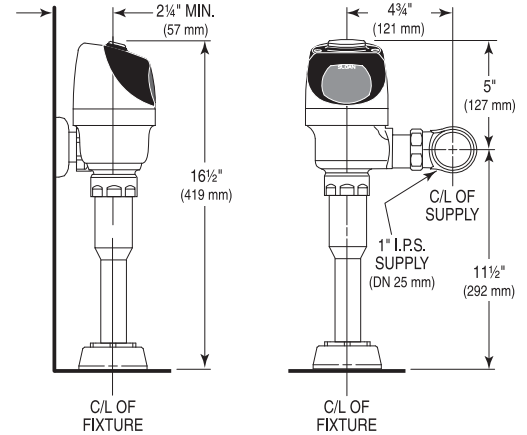
Listed by I.A.P.M.O.

This space for Architect/Engineer approval	
Job Name _____	Date _____
Model Specified _____	Quantity _____
Variations Specified _____	
Customer/Wholesaler _____	
Contractor _____	
Architect _____	

- ▶ **Description**
Exposed, Battery Powered, Sensor Operated G2® Model Urinal Flushometer.
- ▶ **Flush Cycle**
 - Model 8180-1.0 Low Consumption (1.0 gpf/3.8 Lpf)
 - Model 8180-1.5 Water Saver (1.5 gpf/5.7 Lpf)
 - Model 8180 Conventional (3.5 gpf/13.2 Lpf)

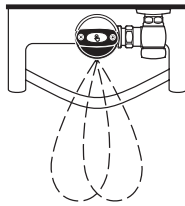
ELECTRICAL SPECIFICATIONS

- ▶ **Control Circuit**
Solid State
6 VDC Input
8 Second Arming Delay
24 Hour Sentinel Flush
- ▶ **OPTIMA Sensor Type**
Active Infrared
- ▶ **OPTIMA Sensor Range**
Nominal 15" - 30" (381 mm - 762 mm),
Adjustable ± 8" (203 mm)
- ▶ **Battery Type**
(4) Size AA Alkaline: Duracell® with
DURALOCK Power Preserve Technology™
- ▶ **Battery Life**
3 Years @ 4,000 Flushes/Month
- ▶ **Indicator Lights**
Range Adjustment/Low Battery
- ▶ **Operating Pressure**
15 - 100 psi (104 - 689 kPa)
- ▶ **Sentinel Flush**
Once Every 24 Hours After the Last Flush

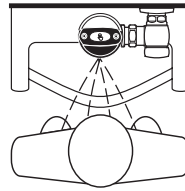


OPERATION

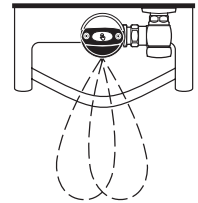
1. A continuous, invisible light beam is emitted from the OPTIMA Plus Sensor.



2. As the user enters the beam's effective range (15" to 30") the beam is reflected into the OPTIMA Plus Scanner Window and transformed into a low voltage electrical circuit. Once activated, the Output Circuit continues in a "hold" mode for as long as the user remains within the effective range of the Sensor.



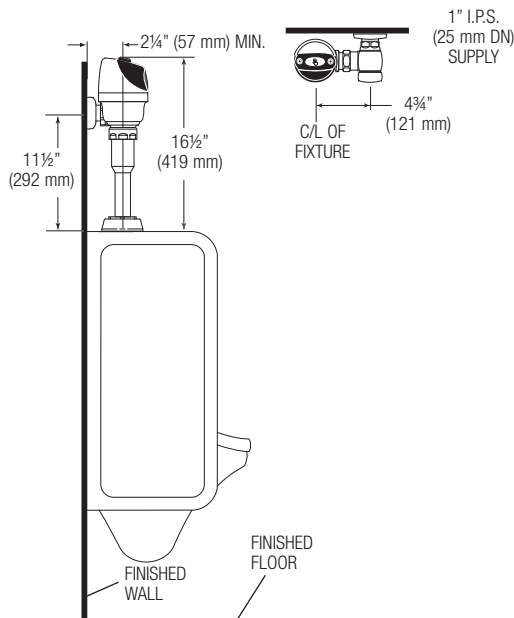
3. When the user steps away from the OPTIMA Plus Sensor, the Sensor initiates an electrical signal that operates the Solenoid. This initiates the flushing cycle to flush the fixture. The Circuit then automatically resets and is ready for the next user.



VALVE ROUGH-IN

Typical Urinal Installation

Model 8180



Note: Lens Deflector no longer needed for targeting children or wheel chair users.

SLOAN VALVE COMPANY • 10500 SEYMOUR AVENUE • FRANKLIN PARK, IL 60131

Phone: 1-800-9-VALVE-9 or 1-847-671-4300 • Fax: 1-800-447-8329 or 1-847-671-4380 • www.sloanvalve.com